

DAV POLICE PUBLIC SCHOOL, JIND

Winter Holidays Homework (2019-20) Grade- UKG

Dear Parents,

Winter Vacation is the time for the children to enjoy and relax. These days are precious. We should always remind ourselves that children will not remember us for the gifts we shower upon them but will always cherish the time we spent with them. It's time to nurture young minds, inculcate moral values and narrate family anecdotes to keep them in touch with their roots.

A few vital suggestions are listed below to make the vacations more exciting and fruitful than ever before:

- ❖ Encourage your child to take up yoga or any other form of healthy activity during the vacation inside the warmth of their own rooms.**
- ❖ Involve children in household chores, no matter how small it is.**
- ❖ Create a winter diary – Encourage your child to keep a winter diary, to paste photographs of special days and write about them.**
- ❖ Enjoy walking with them in parks and share your experiences with them.**
- ❖ Encourage your child to speak in English. Fix atleast half an hour in a day when you communicate with your child only in English.**
- ❖ Let your child colour, draw, paint, play etc. Restrict his or her television watching, confining it to interesting children programs, cartoon films, Discovery channel etc.**

Have a nice time!

PRINCIPAL

Dance practice on song:- Phir bhi dil h hindustani

Learn song:- तेरी है जमीन, है तेरा आसमान

Learn Rhymes: -

WINTER TIME

WINTER SEASON IS HERE, WITH A COLD AND FROSTY DAY.

ORANGES AND CARROTS ARE HERE, TO BE EATEN EVERYDAY.

WINTER SEASON IS HERE, WITH A COLD AND FOGGY DAY.

WOOLLENS ARE HERE, TO BE WORN EVERYDAY.

WINTER SEASON IS HERE, WITH A COLD AND FROSTY DAY.

HEATERS ARE HERE, TO BE SWITCHED ON EVERYDAY.

WINTER SEASON IS HERE, WITH A COLD AND FROSTY DAY.

Class :- U.K.G

❖ a, e, i, o, u vowel words W / L in
Notebook

❖ 101 to 400 Counting W/L in Notebook

❖ लिखित अभ्यास (आ , इ , ई , उ , ऊ
मात्रा शब्द)

❖ Paste pictures of festivals that has been
celebrated in October, November and
December in your scrap book.

Learn it:-

Introduction:-

My Name is

I study in class

I study in

School, Jind

My father name is Mr.

My mother name is Mrs.

My father Contact Number:

My House Address:-

Missing numbers

What comes

Before

Between

After

4

6 8

13

13

24 26

26

27

11 13

37

38

33 35

44

16

17 19

8

22

2 4


12

45

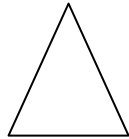
35 37

45

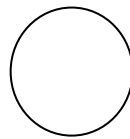
Colour as per the colour key given in the box .



RED



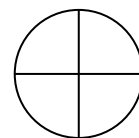
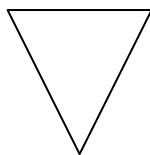
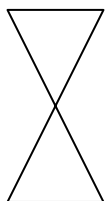


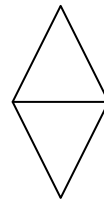
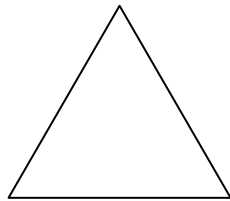

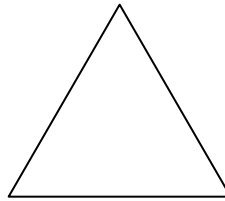


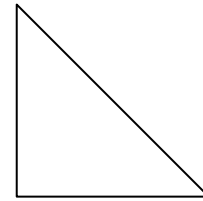


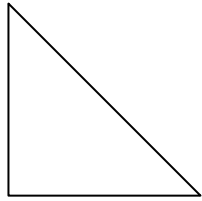
YELLOW




GREEN



BLUE




Help the little bird to find (o) apples by colouring them < red > and (u) apples by colouring them < yellow >



MY FAMILY

Paste the pictures of your family members in the family tree and colour it.



सही मिलान किजिए -



भारत



फूल



INDIA MAP
OUTLINE

गुलाब



रानी



चूहा



किताब